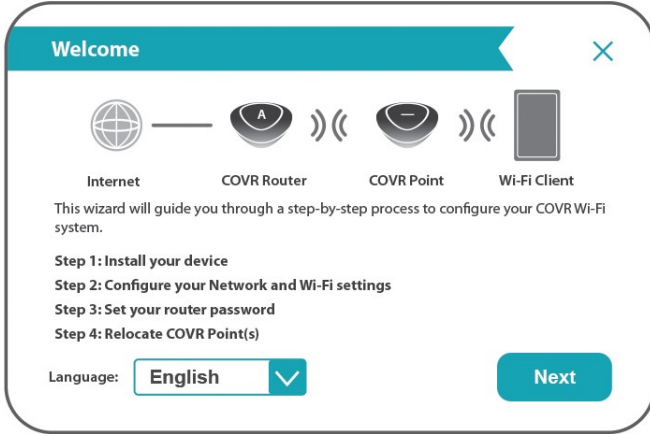


## STEP 1 & 2

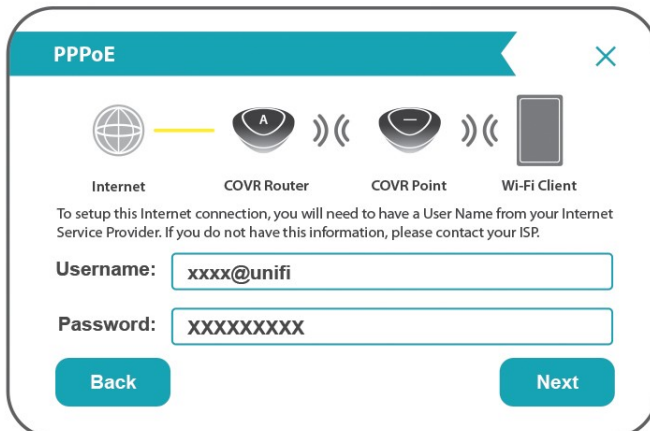
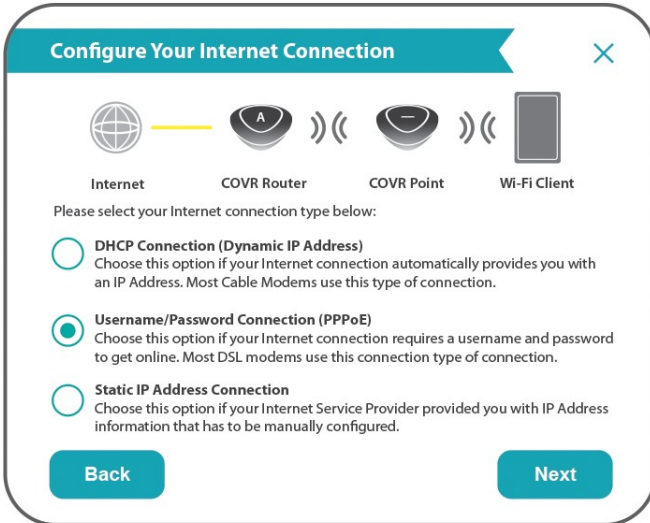
**Step 1:** Connect Your PC (Laptop) to the Point A Router (Port 2) using Network cable.

**Step 2:** Launch your browser (Google Chrome) and key dlinkap.local./ or covr.local./ in the address column and press Enter. A Setup page will pop up.



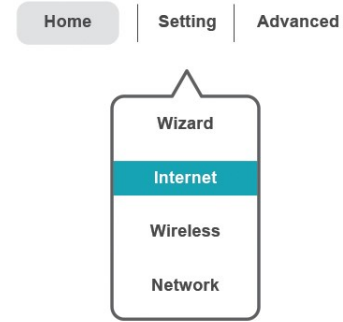
## STEP 3

**Step 3:** Choose the PPPoE, key in PPP Username and Password & setup WIFI SSID and Password.



## STEP 4

**Step 4:** For VLAN Setting, Choose Setting > Internet

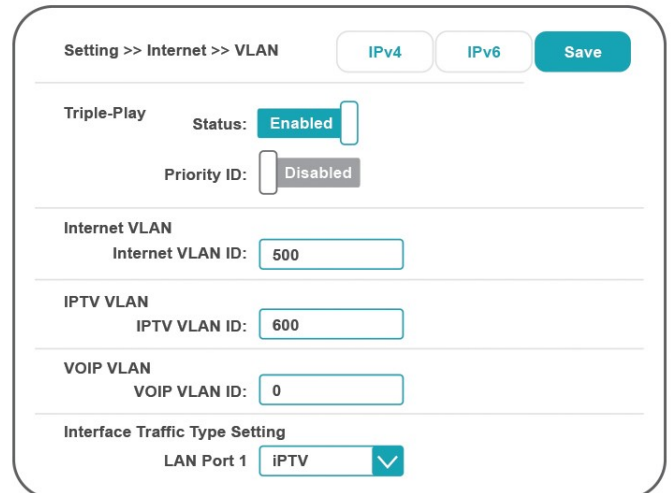


## STEP 5

**Step 5:** At Internet setting pages, choose VLAN setting and enable it at Triple-Play

For Unifi VLAN  
Internet : 500  
IPTV : 600  
VOIP : 400

For Maxis VLAN  
Internet : 621



**Remark:**

At Interface Traffic Type Setting, select IPTV if you have subscribe UNIFI TV.

## COVR-C1203

Dual Band Whole Home Wi-Fi System

